

SWISSEYE®

Swiss Eye International GmbH

Nord-West-Ring 14
D - 32832 Augustdorf
Phone: +49 (0) 5237/2316-0

info@swisseye.com
www.swisseye.com

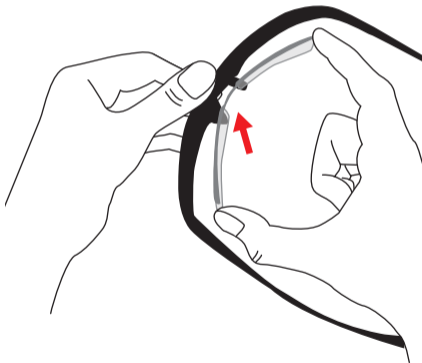
 FIND US ON FACEBOOK!



05.2014

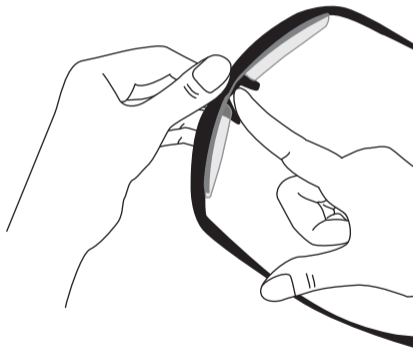
5

- Langsam die einzelnen Haken des RX Clipadapters in die Arretierungspunkte stecken
- *slowly connect the hooks from the RX clip adapter into the locking points*



6

- Zum Schluss den RX Clipadapter mittig andrücken
- *finally press the RX clip adapter into the frame*

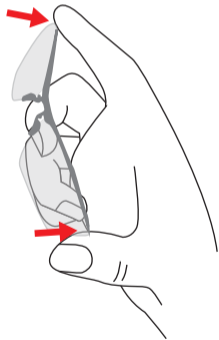


WECHSEL DES RX CLIPADAPTER
CHANGE OF THE RX CLIP ADAPTER

SWISSEYE®

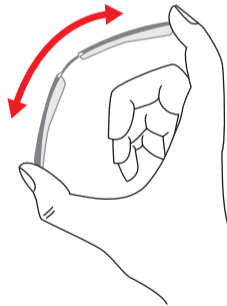
1

- Den RX Clipadapter an diesen Stellen anfassen
- *touch the RX clip adapter at these sites*



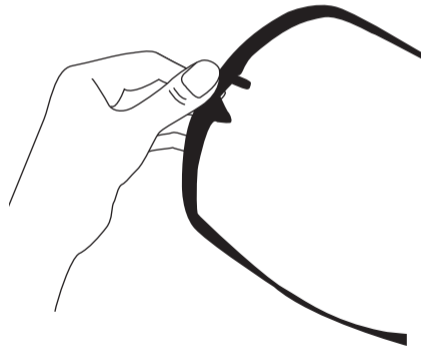
2

- Den RX Clipadapter leicht nach innen biegen
- *slightly bend the RX clip adapter inwards*



3

- Sportbrille am äußeren Nasensteg festhalten
- *now take the sports glasses on the outer nose bridge*



4

- Mit den zwei Haken des RX Clipadapters die Arretierungspunkte in der Sportbrille langsam anfixieren
- *slowly fix the locking points from the sports glasses with the hooks*

