

SWISSEYE®

Swiss Eye International GmbH

Nord-West-Ring 14

D - 32832 Augustdorf

Phone: +49 (0) 5237/2316-0

info@swisseye.com

www.swisseye.com

 facebook.com/swisseye

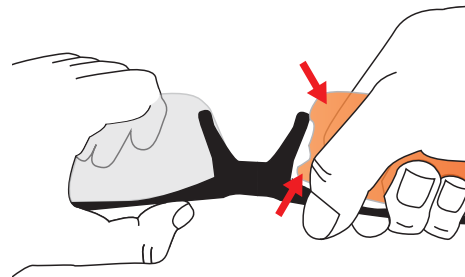
 Instagram @swisseye

06.2019 FS183

5

- Scheibe und Brillenrahmen zusammendrücken

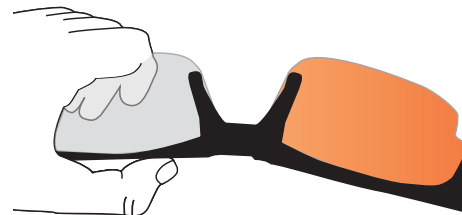
- *compress the lens with the frame*



6

- Fertig

- *completed*



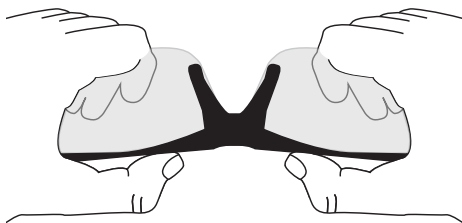
SCHEIBENWECHSEL
CHANGING LENS/ES

SWISSEYE®



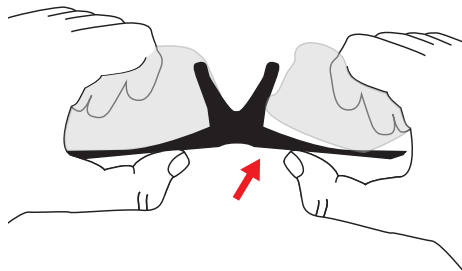
1

- Die Sportbrille so halten, wie auf dem Bild
- *hold sports glasses such as in the picture*



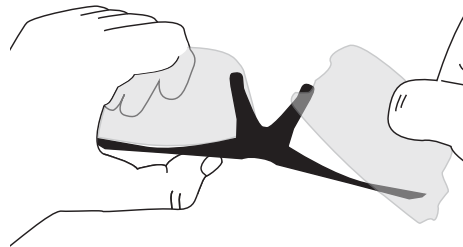
2

- Links festhalten und die rechte Seite hinunter drücken
- *hold on the left side and pull the right side down*



3

- Wechselscheibe herausnehmen
- *take off the lens*



4

- Die neue Scheibe vom äußeren über den inneren Rand hineinsetzen
- *put the lens from the outer to the inner edge*

